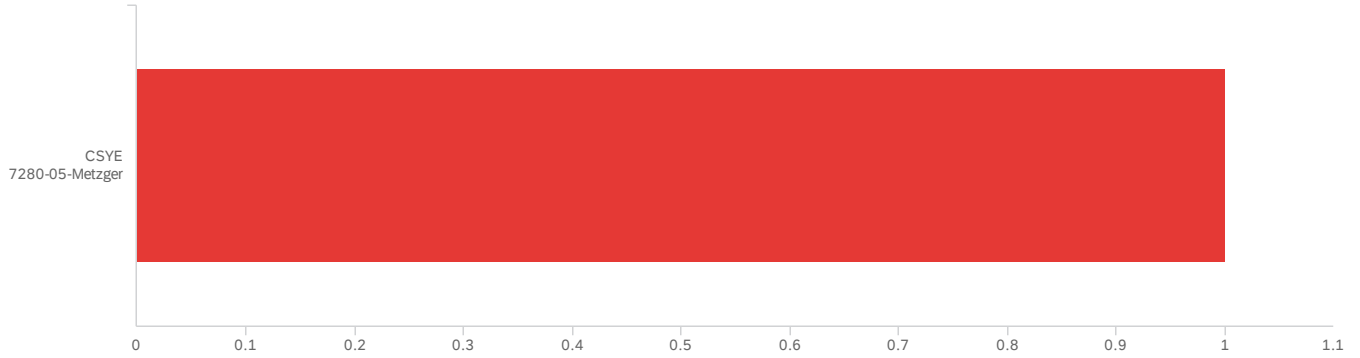


# Report

Fall 2023 Mid-Semester Course Review - CSYE

October 24, 2023 2:06 PM MDT

## Q1 - Click to write the question text

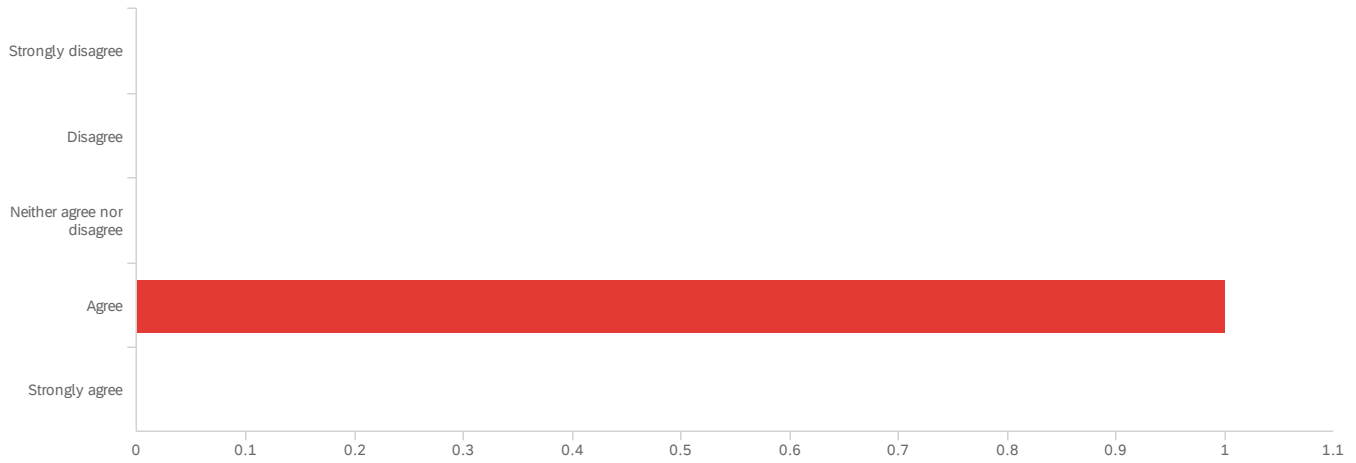


#	Field	Minimum	Maximum	Mean	Std Deviation	Variance	Count
1	Click to write the question text	60.00	60.00	60.00	0.00	0.00	1

#	Field	Choice Count
60	CSYE 7280-05-Metzger	100.00% 1

Showing rows 1 - 1 of 1

Q1 - The course material presented in class meets your learning expectations for the course.

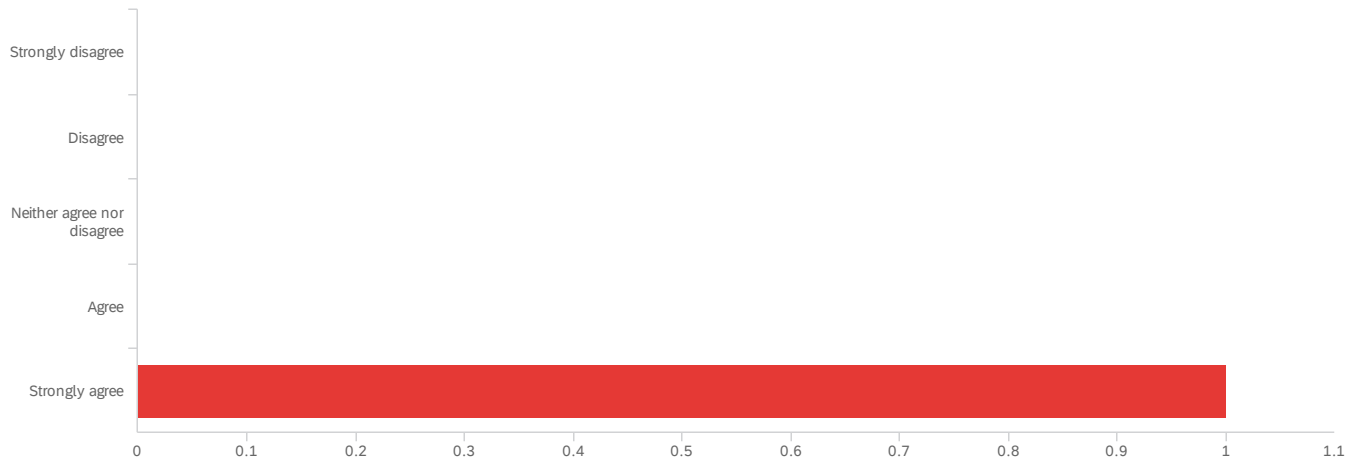


#	Field	Minimum	Maximum	Mean	Std Deviation	Variance	Count
1	The course material presented in class meets your learning expectations for the course.	4.00	4.00	4.00	0.00	0.00	1

#	Field	Choice Count
1	Strongly disagree	0.00% 0
2	Disagree	0.00% 0
3	Neither agree nor disagree	0.00% 0
4	Agree	100.00% 1
5	Strongly agree	0.00% 0
		1

Showing rows 1 - 6 of 6

## Q2 - I find the course material useful and interesting.

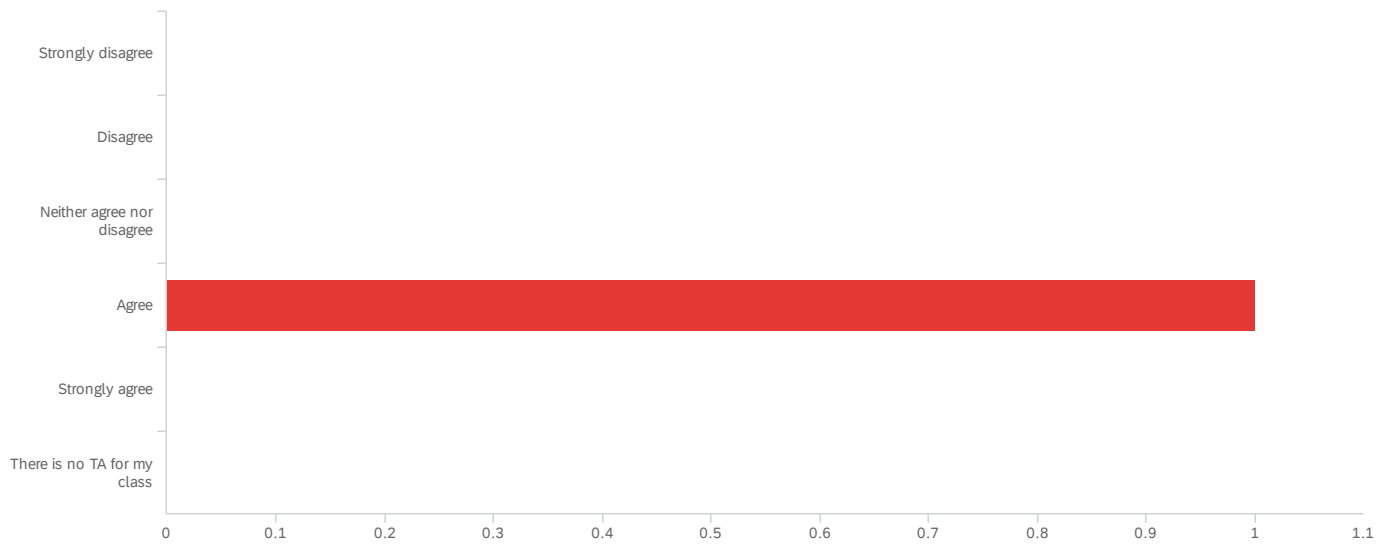


#	Field	Minimum	Maximum	Mean	Std Deviation	Variance	Count
1	I find the course material useful and interesting.	5.00	5.00	5.00	0.00	0.00	1

#	Field	Choice Count
1	Strongly disagree	0.00% 0
2	Disagree	0.00% 0
3	Neither agree nor disagree	0.00% 0
4	Agree	0.00% 0
5	Strongly agree	100.00% 1
		1

Showing rows 1 - 6 of 6

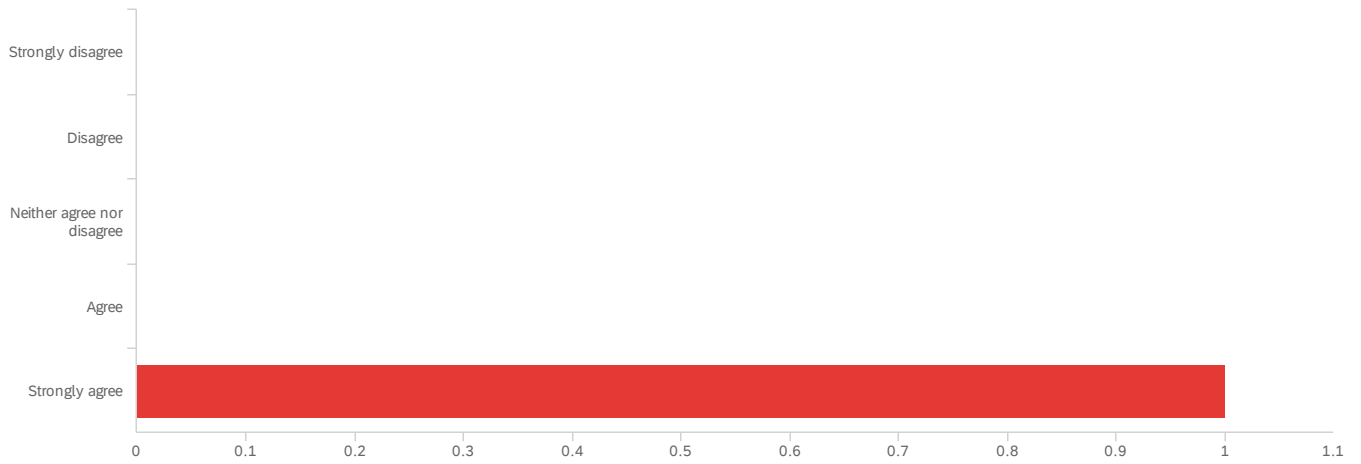
## Q6 - My TA is available to assist me.



#	Field	Minimum	Maximum	Mean	Std Deviation	Variance	Count
1	My TA is available to assist me.	4.00	4.00	4.00	0.00	0.00	1

#	Field	Choice Count
1	Strongly disagree	0.00% 0
2	Disagree	0.00% 0
3	Neither agree nor disagree	0.00% 0
4	Agree	100.00% 1
5	Strongly agree	0.00% 0
6	There is no TA for my class	0.00% 0

### Q3 - The Instructor's method of presentation is effective and engaging.

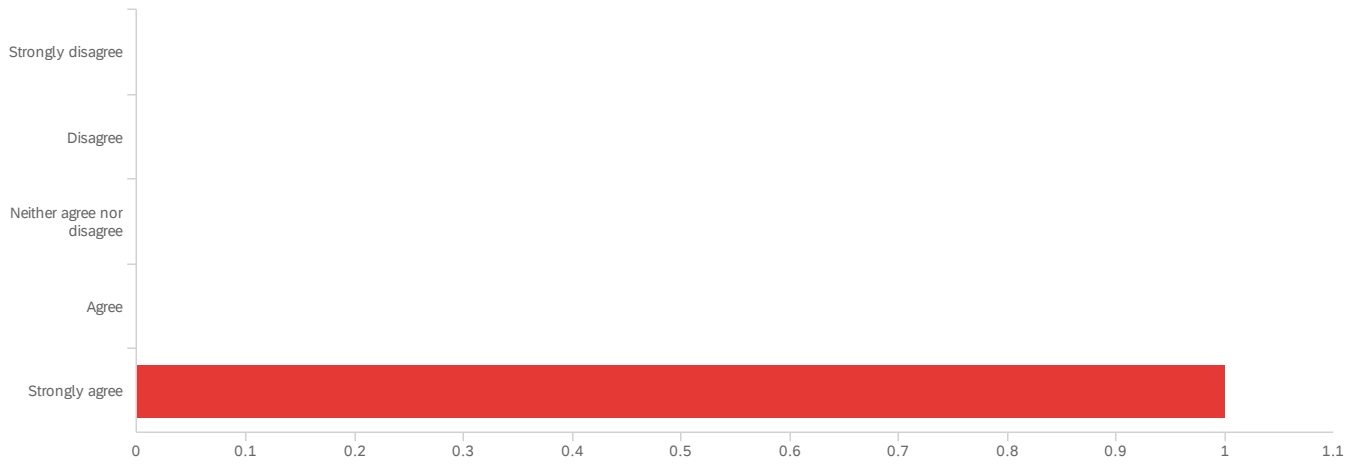


#	Field	Minimum	Maximum	Mean	Std Deviation	Variance	Count
1	The Instructor's method of presentation is effective and engaging.	5.00	5.00	5.00	0.00	0.00	1

#	Field	Choice Count
1	Strongly disagree	0.00% 0
2	Disagree	0.00% 0
3	Neither agree nor disagree	0.00% 0
4	Agree	0.00% 0
5	Strongly agree	100.00% 1
		1

Showing rows 1 - 6 of 6

## Q4 - The feedback I have received from the Instructor is clear and helpful.

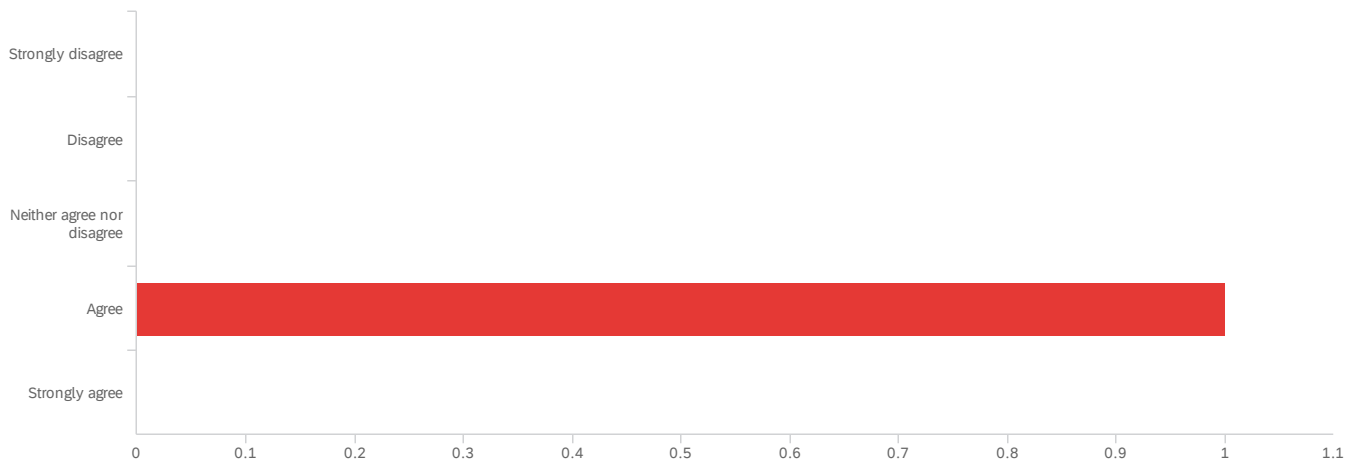


#	Field	Minimum	Maximum	Mean	Std Deviation	Variance	Count
1	The feedback I have received from the Instructor is clear and helpful.	5.00	5.00	5.00	0.00	0.00	1

#	Field	Choice Count
1	Strongly disagree	0.00% 0
2	Disagree	0.00% 0
3	Neither agree nor disagree	0.00% 0
4	Agree	0.00% 0
5	Strongly agree	100.00% 1
		1

Showing rows 1 - 6 of 6

## Q5 - I understand how I will be evaluated in this class.

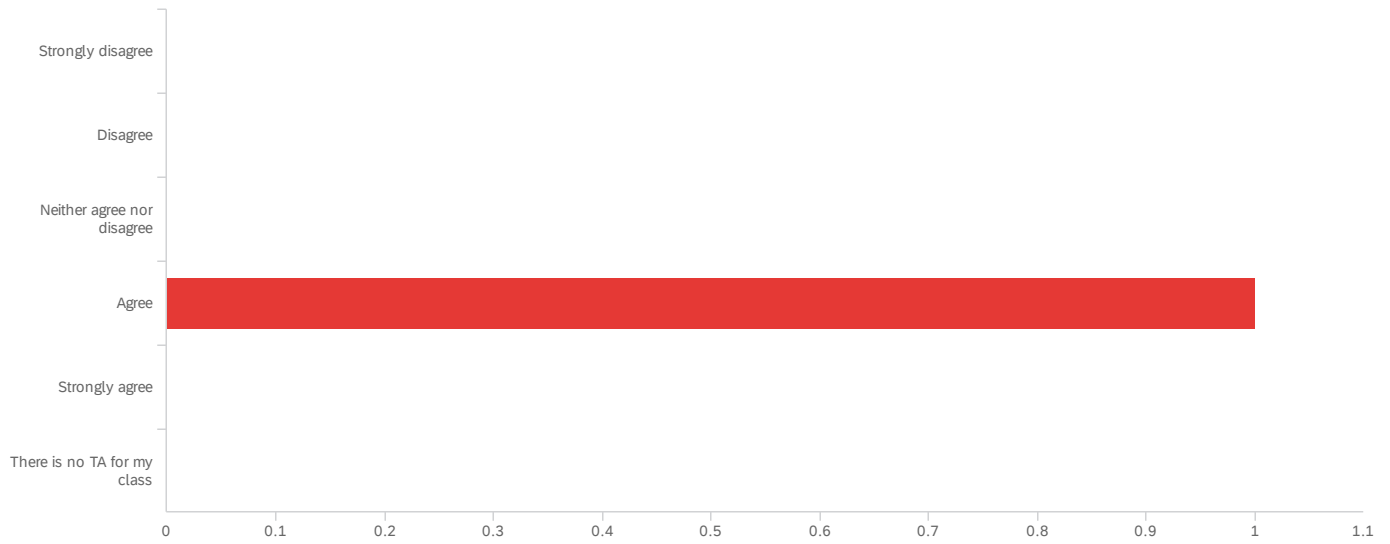


#	Field	Minimum	Maximum	Mean	Std Deviation	Variance	Count
1	I understand how I will be evaluated in this class.	4.00	4.00	4.00	0.00	0.00	1

#	Field	Choice Count
1	Strongly disagree	0.00% 0
2	Disagree	0.00% 0
3	Neither agree nor disagree	0.00% 0
4	Agree	100.00% 1
5	Strongly agree	0.00% 0
		1

Showing rows 1 - 6 of 6

## Q7 - My TA is knowledgeable about the course material and structure.

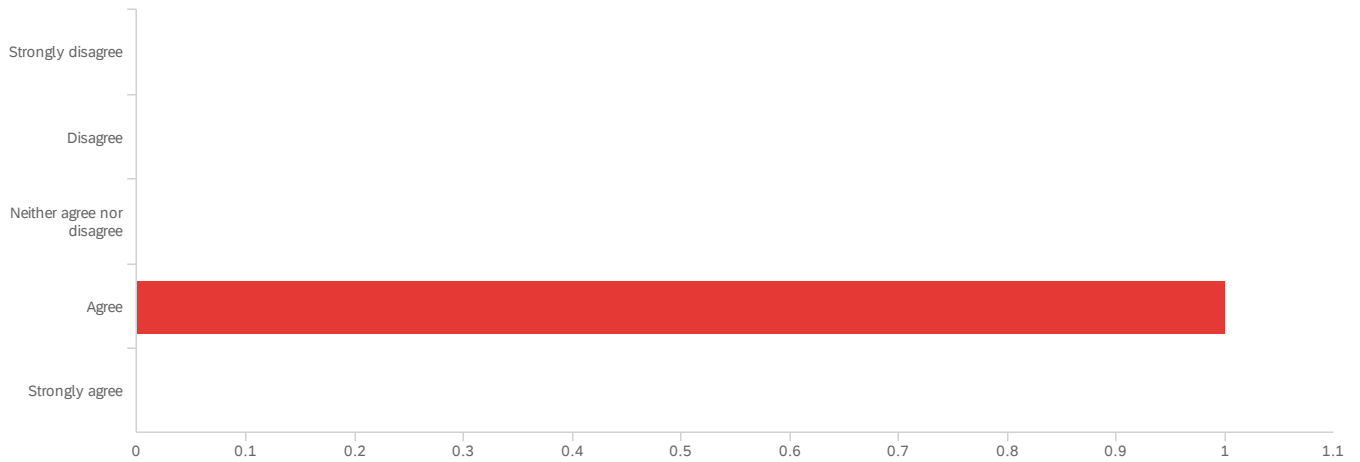


#	Field	Minimum	Maximum	Mean	Std Deviation	Variance	Count
1	My TA is knowledgeable about the course material and structure.	4.00	4.00	4.00	0.00	0.00	1

#	Field	Choice Count
1	Strongly disagree	0.00% 0
2	Disagree	0.00% 0
3	Neither agree nor disagree	0.00% 0
4	Agree	100.00% 1
5	Strongly agree	0.00% 0
6	There is no TA for my class	0.00% 0



## Q8 - The homework assignments are relevant to the learning process.

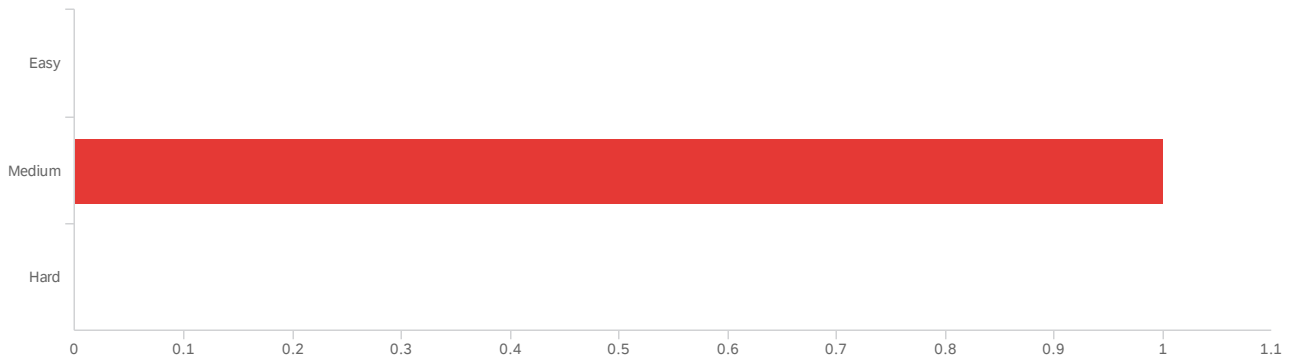


#	Field	Minimum	Maximum	Mean	Std Deviation	Variance	Count
1	The homework assignments are relevant to the learning process.	4.00	4.00	4.00	0.00	0.00	1

#	Field	Choice Count
1	Strongly disagree	0.00% 0
2	Disagree	0.00% 0
3	Neither agree nor disagree	0.00% 0
4	Agree	100.00% 1
5	Strongly agree	0.00% 0
		1

Showing rows 1 - 6 of 6

## Q9 - How difficult are the homework assignments?

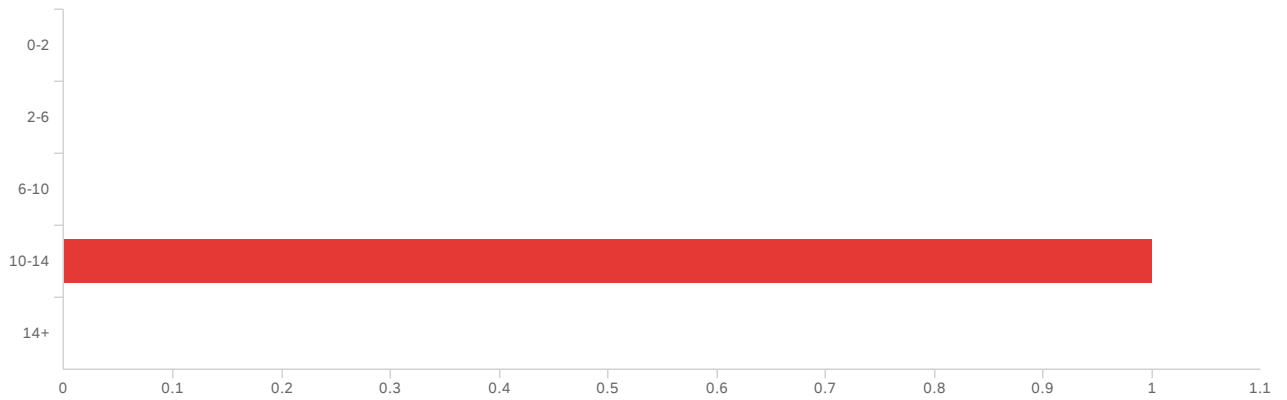


#	Field	Minimum	Maximum	Mean	Std Deviation	Variance	Count
1	How difficult are the homework assignments?	2.00	2.00	2.00	0.00	0.00	1

#	Field	Choice Count
1	Easy	0.00% 0
2	Medium	100.00% 1
3	Hard	0.00% 0
		1

Showing rows 1 - 4 of 4

## Q10 - How many hours a week do you spend on this course?

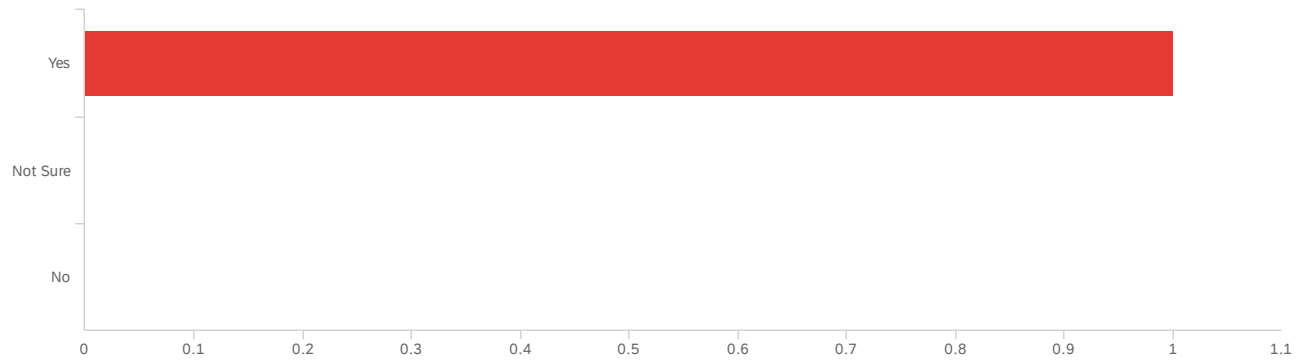


#	Field	Minimum	Maximum	Mean	Std Deviation	Variance	Count
1	How many hours a week do you spend on this course?	4.00	4.00	4.00	0.00	0.00	1

#	Field	Choice Count
1	0-2	0.00% 0
2	2-6	0.00% 0
3	6-10	0.00% 0
4	10-14	100.00% 1
5	14+	0.00% 0
		1

Showing rows 1 - 6 of 6

## Q11 - Would you recommend this class to other students?

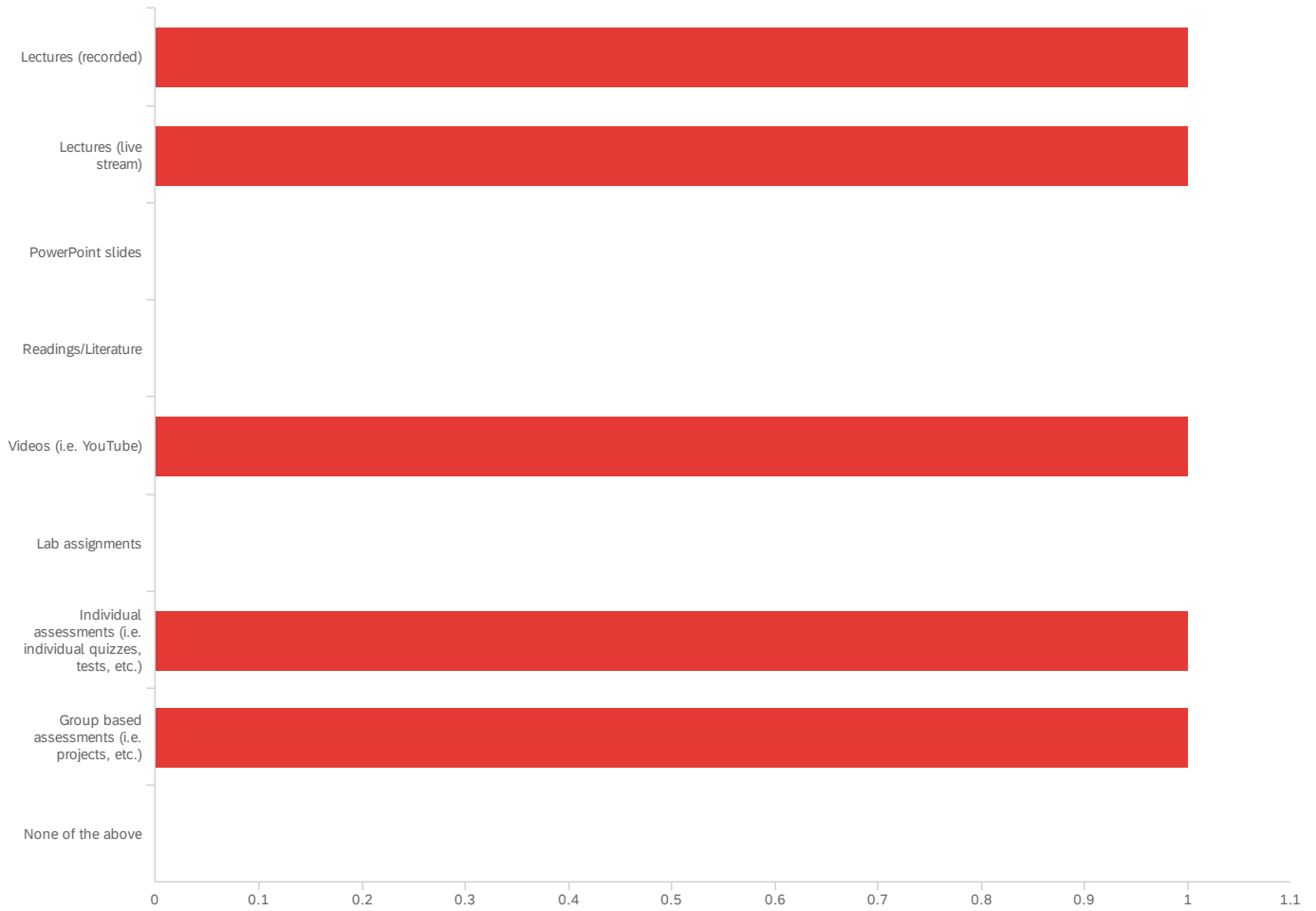


#	Field	Minimum	Maximum	Mean	Std Deviation	Variance	Count
1	Would you recommend this class to other students?	1.00	1.00	1.00	0.00	0.00	1

#	Field	Choice Count
1	Yes	100.00% 1
2	Not Sure	0.00% 0
3	No	0.00% 0
		1

Showing rows 1 - 4 of 4

Q12 - Which virtual learning materials does your instructor utilize in the course that you find most helpful to support your virtual learning?

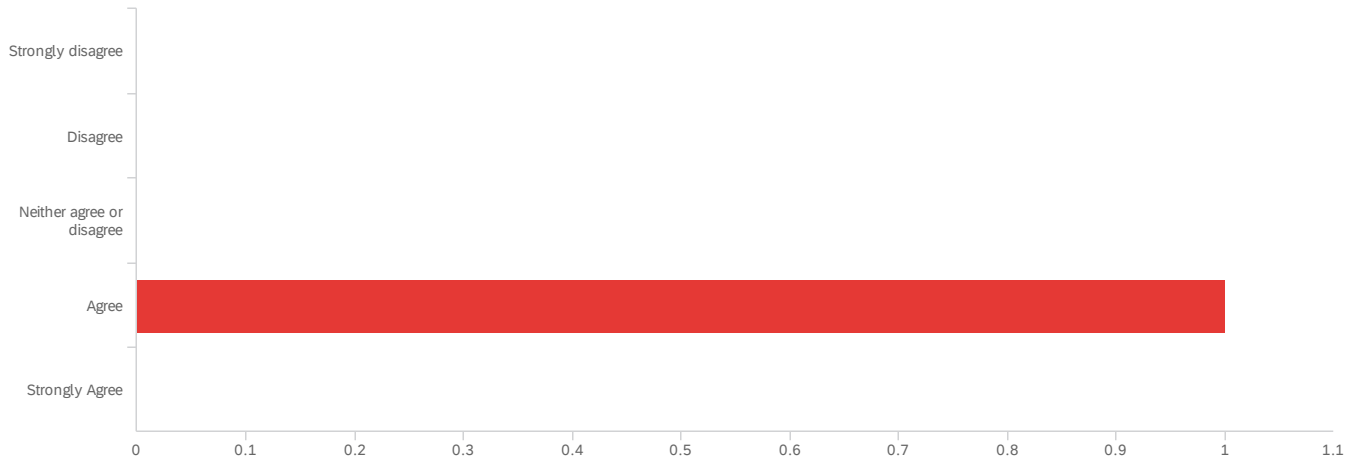


#	Field	Choice Count
1	Lectures (recorded)	20.00% 1
3	Lectures (live stream)	20.00% 1
4	PowerPoint slides	0.00% 0
5	Readings/Literature	0.00% 0
6	Videos (i.e. YouTube)	20.00% 1
7	Lab assignments	0.00% 0
8	Individual assessments (i.e. individual quizzes, tests, etc.)	20.00% 1
9	Group based assessments (i.e. projects, etc.)	20.00% 1

#	Field	Choice Count
10	None of the above	0.00% 0
		5

Showing rows 1 - 10 of 10

# Q13 - Do you find that there are sufficient virtual office hours to support your virtual learning?



#	Field	Minimum	Maximum	Mean	Std Deviation	Variance	Count
1	Do you find that there are sufficient virtual office hours to support your virtual learning?	4.00	4.00	4.00	0.00	0.00	1

#	Field	Choice Count
1	Strongly disagree	0.00% 0
2	Disagree	0.00% 0
3	Neither agree or disagree	0.00% 0
4	Agree	100.00% 1
5	Strongly Agree	0.00% 0
		1

Showing rows 1 - 6 of 6

## Q14 - Comments

Comments

---

**End of Report**